

## विश्वविद्यालय प्रवेश विवरण

विश्वविद्यालय में प्रवेशित छात्रों का विवरण

❖ Session - July to June 2020-21

S. No.	Exam. Name	Ambikapur	Bilaspur	Durg	Jagdalpur	Jaspur	Kanker	Raipur	Grand Total
1	BACHELOR OF ARTS (FIRST YEAR)	179	520	409	228	244	188	288	2056
2	BACHELOR OF ARTS (SECOND YEAR)	190	335	341	202	191	150	227	1636
3	BACHELOR OF ARTS (THIRD YEAR)	150	262	318	154	125	93	221	1323
4	BACHELOR OF BUSINESS ADMINISTRATION (FIRST YEAR)		9	5		3	1	4	22
5	BACHELOR OF BUSINESS ADMINISTRATION (SECOND YEAR)	4	4	3		5	2		18
6	BACHELOR OF COMMERCE (FIRST YEAR)	24	29	19	25	28	18	24	167
7	BACHELOR OF COMMERCE (SECOND YEAR)	13	23	36	24	12	27	13	148
8	BACHELOR OF COMMERCE (THIRD YEAR)	11	15	3	5	8	7	16	65
9	BACHELOR OF EDUCATION (FIRST YEAR)	50	200	100	50			100	500
10	BACHELOR OF EDUCATION (SECOND YEAR)	50	199	99	50			98	496
11	BACHELOR OF LIBRARY AND INFORMATION SCIENCE	131	344	211	56	79	90	209	1120
12	BACHELOR OF SCIENCE (FIRST YEAR)	318	362	260	313	310	285	129	1977
13	BACHELOR OF SCIENCE (SECOND YEAR)	328	221	248	310	293	268	193	1861
14	BACHELOR OF SCIENCE (THIRD YEAR)	182	164	168	135	142	124	138	1053
15	CERTIFICATE IN GOODS AND SERVICES TAX	1	8	6	1		2	7	25
16	DIPLOMA IN COMPUTER APPLICATION	17	151	31	23	27	20	174	443
17	DIPLOMA IN ELEMENTARY EDUCATION (PART-I)	210	884	458	80	85		282	1999
18	DIPLOMA IN ELEMENTARY EDUCATION (PART-II)	272	821	414	93	76		289	1965
19	DIPLOMA IN ELEMENTARY LANGUAGE TEACHING	7	2	3	8	2		3	25
20	DIPLOMA IN RAMCHARIT MANAS ON SOCIAL WELFARE THROUGH SCIENCE	2	6	3			1	2	14
21	M.A. (FINAL) ECONOMICS			1					1
22	M.A. (FINAL) EDUCATION	30	62	27	8	3	4	28	162
23	M.A. (FINAL) ENGLISH	125	260	391	74	211	122	247	1430
24	M.A. (FINAL) HINDI	19	67	33	12	42	17	25	215
25	M.A. (FINAL) MATHEMATICS		4	3		2		1	10
26	M.A. (FINAL) POLITICAL SCIENCE	9	24	20	16	22	18	21	130
27	M.A. (FINAL) SANSKRIT	11	61	44	37	43	26	36	258
28	M.A. (FINAL) SOCIOLOGY	17	47	33	21	9	24	24	175
29	M.A. (PREVIOUS) EDUCATION	11	87	37	8	7	12	28	190
30	M.A. (PREVIOUS) ENGLISH	94	295	325	64	168	101	230	1277
31	M.A. (PREVIOUS) HINDI	20	85	60	22	37	17	31	272
32	M.A. (PREVIOUS) MATHEMATICS	1	6	4				3	14
33	M.A. (PREVIOUS) POLITICAL SCIENCE	20	41	28	18	24	17	27	175

2020-21

33

PSSOU

VERIFIED

**REGISTRAR**  
Pt. Sunderlal Sharma (Open)  
University Chhattisgarh  
BILASPUR (C.G.)

प्रधान  
शैक्षणिक सेवा प्रदाता

**Dr. Beena Singh**  
Incharge NAAC Criteria-II  
PSSOU, CG Bilaspur



34	M.A. (PREVIOUS) SANSKRIT	10	64	51	23	39	22	33	242
35	M.A. (PREVIOUS) SOCIOLOGY	19	68	44	27	31	31	49	269
36	M.Sc. (FINAL) MATHEMATICS	121	339	222	71	164	100	267	1284
37	M.Sc. (PREVIOUS) MATHEMATICS	125	452	334	85	175	104	301	1576
38	MASTER OF COMMERCE (FINAL)	18	43	39	15	31	15	34	195
39	MASTER OF COMMERCE (PREVIOUS)	23	35	29	12	23	19	27	168
40	MASTER OF SOCIAL WORK (FINAL)	22	46	38	12	8	27	48	201
41	MASTER OF SOCIAL WORK (PREVIOUS)	46	120	88	37	26	52	56	425
42	POST GRADUATE DIPLOMA IN ADVERTISING AND PUBLIC RELATION		1					2	3
43	POST GRADUATE DIPLOMA IN BROADCAST JOURNALISM AND NEW MEDIA	1	4						5
44	POST GRADUATE DIPLOMA IN CHHATTISGARHI LANGUAGE LITERATURE	13	404	213	8	1	23	170	832
45	POST GRADUATE DIPLOMA IN COMPUTER APPLICATION	19	588	137	21	76	26	245	1112
46	POST GRADUATE DIPLOMA IN CYBER LAW	1	19	10		1	4	11	46
47	POST GRADUATE DIPLOMA IN GUIDANCE AND COUNSELLING	16	31	17	7	1	6	24	102
48	POST GRADUATE DIPLOMA IN HUMAN RESOURCE MANAGEMENT	1	13	1	1		2	7	25
49	POST GRADUATE DIPLOMA IN JOURNALISM AND MASS COMMUNICATION	1	14	6	6	2	1	11	41
50	POST GRADUATE DIPLOMA IN LABOUR LAW AND LABOUR WELFARE		18	5				5	28
51	POST GRADUATE DIPLOMA IN MARKETING MANAGEMENT	2	3				1	2	8
52	POST GRADUATE DIPLOMA IN TOURISM MANAGEMENT		2		1			1	4
53	POST GRADUATE DIPLOMA IN YOG SCIENCE	51	347	152	24	27	41	125	767
	<b>Grand Total</b>	<b>2985</b>	<b>8209</b>	<b>5527</b>	<b>2387</b>	<b>2803</b>	<b>2108</b>	<b>4536</b>	<b>28555</b>

❖ Session - January to December 2020


S. No.	Course Name	Ambikapur	Bilaspur	Durg	Jagdalpur	Jaspur	Kanker	Raipur	Grand Total
1	BACHELOR OF ARTS (FIRST YEAR)	53	186	142	64	25	50	185	705
2	BACHELOR OF ARTS (SECOND YEAR)	16	87	52	15	4	19	74	267
3	BACHELOR OF ARTS (THIRD YEAR)	1	5	2	3	1	2	12	26
4	BACHELOR OF BUSINESS ADMINISTRATION (FIRST YEAR)	2	2	1				2	7
5	BACHELOR OF BUSINESS ADMINISTRATION (SECOND YEAR)		6					1	7
6	BACHELOR OF COMMERCE (FIRST YEAR)	4	8	3	5	5	3	15	43
7	BACHELOR OF COMMERCE (SECOND YEAR)	2	1	5	1		2	7	18
8	BACHELOR OF COMMERCE (THIRD YEAR)		4						4
9	BACHELOR OF LIBRARY AND INFORMATION SCIENCE	17	69	28	11	5	8	41	179

2020-21


34

PSSOU

VERIFIED

  
REGISTRAR -  
Pt. Sunderlal Sharma (Open)  
University Chhattisgarh  
BILASPUR (C.G.)

  
प्रभारी  
क्षेत्रीय सेवा प्रभाग

  
Dr. Beena Singh  
Incharge NAAC Criteria-II  
PSSOU, CG Bilaspur



10	BACHELOR OF SCIENCE (FIRST YEAR)	55	89	76	52	18	53	79	422
11	BACHELOR OF SCIENCE (SECOND YEAR)	11	62	53	17	12	16	37	208
12	BACHELOR OF SCIENCE (THIRD YEAR)	1	4	3	4		3	2	17
13	CERTIFICATE IN GOODS AND SERVICES TAX		2	3				8	13
14	DIPLOMA IN COMPUTER APPLICATION	3	39	7	1	3	2	44	99
15	DIPLOMA IN ELEMENTARY LANGUAGE TEACHING	3		1				5	9
16	DIPLOMA IN RAMCHARIT MANAS ON SOCIAL WELFARE THROUGH SCIENCE		4	2					6
17	M.A. (FINAL) EDUCATION	11	32	7	2		1	11	64
18	M.A. (FINAL) ENGLISH	7	68	50	9	6	13	48	201
19	M.A. (FINAL) HINDI	2	27	5	2	3	4	7	50
20	M.A. (FINAL) HISTORY							1	1
21	M.A. (FINAL) MATHEMATICS	1							1
22	M.A. (FINAL) POLITICAL SCIENCE	3	10	2	3	1	1	2	22
23	M.A. (FINAL) SANSKRIT	5	31	7	2	3	2	11	61
24	M.A. (FINAL) SOCIOLOGY	3	22	23	5	3	7	13	76
25	M.A. (PREVIOUS) EDUCATION	14	19	12	1	1	2	7	56
26	M.A. (PREVIOUS) ENGLISH	25	100	109	18	22	14	100	388
27	M.A. (PREVIOUS) HINDI	4	24	8	2	3	4	9	54
28	M.A. (PREVIOUS) MATHEMATICS	1	4	1	1		1	1	9
29	M.A. (PREVIOUS) POLITICAL SCIENCE	6	14	7	6		1	4	38
30	M.A. (PREVIOUS) SANSKRIT	4	23	15	6	4	4	15	71
31	M.A. (PREVIOUS) SOCIOLOGY	2	34	11	7	2	3	18	77
32	M.Sc. (FINAL) MATHEMATICS	18	61	45	4	7	8	56	199
33	M.Sc. (PREVIOUS) MATHEMATICS	23	155	67	22	17	21	70	375
34	MASTER OF COMMERCE (FINAL)	2	5	6		4	1	2	20
35	MASTER OF COMMERCE (PREVIOUS)	4	21	9	3	6	5	15	63
36	MASTER OF SOCIAL WORK (FINAL)	9	19	19		2	3	18	70
37	MASTER OF SOCIAL WORK (PREVIOUS)	11	33	21	5	5	11	19	105
38	POST GRADUATE DIPLOMA IN BROADCAST JOURNALISM AND NEW MEDIA		1					3	4
39	POST GRADUATE DIPLOMA IN CHHATTISGARHI LANGUAGE LITERATURE	1	109	68	2	4	13	80	277
40	POST GRADUATE DIPLOMA IN COMPUTER APPLICATION	5	120	28	1	8	7	59	228
41	POST GRADUATE DIPLOMA IN CYBER LAW		10	4	1			1	16
42	POST GRADUATE DIPLOMA IN GUIDANCE AND COUNSELLING	3	19	7	1		4	12	46
43	POST GRADUATE DIPLOMA IN HUMAN RESOURCE MANAGEMENT		7	3				3	13
44	POST GRADUATE DIPLOMA IN JOURNALISM AND MASS COMMUNICATION		4	3		1	1	4	13
45	POST GRADUATE DIPLOMA IN LABOUR LAW AND LABOUR WELFARE		8	4				8	20
46	POST GRADUATE DIPLOMA IN MARKETING MANAGEMENT		1						1
47	POST GRADUATE DIPLOMA IN TOURISM MANAGEMENT				1			1	2
48	POST GRADUATE DIPLOMA IN YOG SCIENCE	23	130	60	4	5	10	54	286
	Grand Total	355	1679	979	281	180	299	1164	4937

2020-21

35

PSSOU

VERIFIED

REGISTRAR  
Pt. Sunderlal Sharma (Open)  
University Chhattisgarh  
BILASPUR (C.G.)

क्षेत्रीय सेवा प्रभाग  
Bilaspur

Dr. Beena Singh  
Incharge NAAC Criteria-II  
PSSOU, CG Bilaspur



## विश्वविद्यालय प्रवेश विवरण

विश्वविद्यालय में प्रवेशित छात्रों का विवरण

❖ Session - July to June 2019-20

S. No.	Exam. Name	Ambikapur	Bilaspur	Durg	Jagdalpur	Jaspur	Kanker	Raipur	Grand Total
1	BACHELOR OF ARTS (FIRST YEAR)	206	350	351	243	236	174	268	1828
2	BACHELOR OF ARTS (SECOND YEAR)	160	268	320	155	128	96	235	1362
3	BACHELOR OF ARTS (THIRD YEAR)	111	205	276	168	184	103	209	1256
4	BACHELOR OF BUSINESS ADMINISTRATION (I-YEAR)	4	3	2		5	2	3	19
5	BACHELOR OF COMMERCE (FIRST YEAR)	14	27	41	29	13	29	19	172
6	BACHELOR OF COMMERCE (SECOND YEAR)	10	14	6	6	8	6	18	68
7	BACHELOR OF COMMERCE (THIRD YEAR)	17	15	7	12	15	9	8	83
8	BACHELOR OF EDUCATION (FIRST YEAR)	50	200	100	50			100	500
9	BACHELOR OF EDUCATION (SECOND YEAR)	51	200	100	50			101	502
10	BACHELOR OF LIBRARY AND INFORMATION SCIENCE	72	164	108	41	53	80	173	691
11	BACHELOR OF SCIENCE (FIRST YEAR)	363	231	275	323	322	288	205	2007
12	BACHELOR OF SCIENCE (SECOND YEAR)	184	155	163	115	140	117	135	1009
13	BACHELOR OF SCIENCE (THIRD YEAR)	235	255	306	282	288	180	255	1801
14	CERTIFICATE IN GOODS AND SERVICES TAX	4	11	8	1		3	21	48
15	DIPLOMA IN COMPUTER APPLICATION	12	178	57	31	32	34	297	641
16	DIPLOMA IN ELEMENTARY EDUCATION (PART-I)	286	846	431	95	81		306	2045
17	DIPLOMA IN ELEMENTARY EDUCATION (PART-II)	282	735	552	98	212		363	2242
18	DIPLOMA IN ELEMENTARY LANGUAGE TEACHING	1	6	3				3	13
19	DIPLOMA IN RAMCHARIT MANAS ON SOCIAL WELFARE THROUGH SCIENCE		3	3				2	8
20	M.A. (FINAL) ECONOMICS		3	1	1		1	2	8
21	M.A. (FINAL) ENGLISH	51	123	170	41	113	47	106	651
22	M.A. (FINAL) HINDI	17	25	20	9	31	21	14	137
23	M.A. (FINAL) HISTORY						1		1
24	M.A. (FINAL) POLITICAL SCIENCE	10	12	12	12	23	3	12	84
25	M.A. (FINAL) SANSKRIT	11	43	35	15	42	16	17	179
26	M.A. (FINAL) SOCIOLOGY	19	35	23	16	17	6	27	143
27	M.A. (PREVIOUS) EDUCATION	34	57	25	8	4	4	28	160
28	M.A. (PREVIOUS) ENGLISH	138	266	402	84	216	133	270	1509
29	M.A. (PREVIOUS) HINDI	22	70	35	16	49	17	26	235
30	M.A. (PREVIOUS) MATHEMATICS		4	5		5	2	1	17
31	M.A. (PREVIOUS) POLITICAL SCIENCE	10	30	19	17	26	17	21	140
32	M.A. (PREVIOUS) SANSKRIT	11	62	46	36	40	27	34	256
33	M.A. (PREVIOUS) SOCIOLOGY	13	46	29	22	11	25	26	172

2019-20


35

PSSOU

VERIFIED

  
REGISTRAR  
Pt. Sunderlal Sharma (Open)  
University Chhattisgarh  
BILASPUR (C.G.)

  
प्रमोदी  
क्षेत्रीय सेवा प्रभाग

  
Dr. Beena Singh  
Incharge NAAC Criteria-II  
PSSOU, CG Bilaspur



34	M.Sc. (FINAL) MATHEMATICS	77	171	122	39	94	55	108	666
35	M.Sc. (PREVIOUS) MATHEMATICS	118	342	216	73	159	96	275	1279
36	MASTER OF COMMERCE (PREVIOUS)	18	45	39	16	32	15	34	199
37	MASTER OF SOCIAL WORK (PREVIOUS)	23	53	39	16	8	27	51	217
38	POST GRADUATE DIPLOMA IN ADVERTISING AND PUBLIC RELATION			1					1
39	POST GRADUATE DIPLOMA IN BROADCAST JOURNALISM AND NEW MEDIA		2	1				3	6
40	POST GRADUATE DIPLOMA IN CHHATTISGARHI LANGUAGE LITERATURE	6	134	137	5	4	14	109	409
41	POST GRADUATE DIPLOMA IN COMPUTER APPLICATION	18	529	114	21	79	26	371	1158
42	POST GRADUATE DIPLOMA IN CYBER LAW		4	4	1		1	4	14
43	POST GRADUATE DIPLOMA IN GUIDANCE AND COUNSELLING	9	25	8	2	1	3	25	73
44	POST GRADUATE DIPLOMA IN HOTEL MANAGEMENT		1						1
45	POST GRADUATE DIPLOMA IN HUMAN RESOURCE MANAGEMENT	1	6	1			1	9	18
46	POST GRADUATE DIPLOMA IN JOURNALISM AND MASS COMMUNICATION	1	10	4	7	1		11	34
47	POST GRADUATE DIPLOMA IN LABOUR LAW AND LABOUR WELFARE	1	9					7	17
48	POST GRADUATE DIPLOMA IN MARKETING MANAGEMENT		3				1	1	5
49	POST GRADUATE DIPLOMA IN TOURISM MANAGEMENT		4	2				1	7
50	POST GRADUATE DIPLOMA IN YOG SCIENCE	103	562	303	44	72	56	241	1381
	Grand Final	2773	6542	4922	2200	2744	1736	4555	25472

❖ Session - January to December 2019

S. No.	Course_Name	Ambikapur	Bilaspur	Durg	Jagdalpur	Jaspur	Kanker	Raipur	Grand Total
1	BACHELOR OF ARTS (FIRST YEAR)	38	163	103	37	17	34	120	512
2	BACHELOR OF ARTS (THIRD YEAR)	2	12	4	6		6	16	46
3	BACHELOR OF BUSINESS ADMINISTRATION (I-YEAR)		8	1				1	10
4	BACHELOR OF COMMERCE (FIRST YEAR)	3	7	10	1		2	10	33
5	BACHELOR OF COMMERCE (THIRD YEAR)			2	1			1	4
6	BACHELOR OF LIBRARY AND INFORMATION SCIENCE	35	38	41	12	9	10	56	201
7	BACHELOR OF SCIENCE (FIRST YEAR)	28	105	74	60	30	34	62	393
8	BACHELOR OF SCIENCE (THIRD YEAR)	7	4	2	6	5	4	8	36

2019-20

36

PSSOU

VERIFIED

REGISTRAR  
Pt. Sunderlal Sharma (Open)  
University Chhattisgarh  
BILASPUR (C.G.)

श्रीमती बेना सिंग

Dr. Beena Singh  
Incharge NAAC Criteria-II  
PSSOU, CG Bilaspur



9	CERTIFICATE IN GOODS AND SERVICES TAX		2	1				2	5
10	DIPLOMA IN COMPUTER APPLICATION	6	59	11	2	10	2	44	134
11	M.A. (FINAL) ECONOMICS	1		4	1	1	1	4	12
12	M.A. (FINAL) ENGLISH	9	43	33	5	9	3	36	138
13	M.A. (FINAL) HINDI	2	13	4		4	4	1	28
14	M.A. (FINAL) HISTORY		1					2	3
15	M.A. (FINAL) MATHEMATICS							1	1
16	M.A. (FINAL) POLITICAL SCIENCE		8	1	1		2	1	13
17	M.A. (FINAL) SANSKRIT	2	15	4	3	1		11	36
18	M.A. (FINAL) SOCIOLOGY	3	11	7		1	1	5	28
19	M.A. (PREVIOUS) EDUCATION	11	42	13	3		1	14	84
20	M.A. (PREVIOUS) ENGLISH	24	108	93	20	17	18	74	354
21	M.A. (PREVIOUS) HINDI	6	28	8	3	3	10	9	67
22	M.A. (PREVIOUS) MATHEMATICS	1	2	1					4
23	M.A. (PREVIOUS) POLITICAL SCIENCE	3	16	4	9	1	5	8	46
24	M.A. (PREVIOUS) SANSKRIT	7	36	11	3	9	4	9	79
25	M.A. (PREVIOUS) SOCIOLOGY	4	34	30	11	6	13	15	113
26	M.Sc. (FINAL) MATHEMATICS	14	34	22	2	4	5	39	120
27	M.Sc. (PREVIOUS) MATHEMATICS	22	88	60	8	15	24	82	299
28	MASTER OF COMMERCE (PREVIOUS)	3	11	8		6	1	4	33
29	MASTER OF SOCIAL WORK (PREVIOUS)	9	20	23		4	5	19	80
30	POST GRADUATE DIPLOMA IN ADVERTISING AND PUBLIC RELATION		1						1
31	POST GRADUATE DIPLOMA IN CHHATTISGARHI LANGUAGE LITERATURE	1	45	36	1	3	3	60	149
32	POST GRADUATE DIPLOMA IN COMPUTER APPLICATION	5	159	29	4	11	3	69	280
33	POST GRADUATE DIPLOMA IN GUIDANCE AND COUNSELLING	2	10	3	3		1	4	23
34	POST GRADUATE DIPLOMA IN HUMAN RESOURCE MANAGEMENT	2	1	1					4
35	POST GRADUATE DIPLOMA IN JOURNALISM AND MASS COMMUNICATION	1	2					9	12
36	POST GRADUATE DIPLOMA IN LABOUR LAW AND LABOUR WELFARE	2	10	1				3	16
37	POST GRADUATE DIPLOMA IN MARKETING MANAGEMENT	1		1					2
38	POST GRADUATE DIPLOMA IN YOG SCIENCE	14	135	46	7	4	8	52	266
	Grand Total	268	1271	692	209	170	204	851	3665

VERIFIED

REGISTRAR

Pt. Sunderlal Sharma (Open)  
University Chhattisgarh  
BILASPUR (C.G.)

Dr. Beena Singh  
Incharge NAAC Criteria-II  
PSSOU, CG Bilaspur

Dr. Beena Singh  
Incharge NAAC Criteria-II  
PSSOU, CG Bilaspur



## विश्वविद्यालय प्रवेश विवरण

विश्वविद्यालय में प्रवेशित छात्रों का विवरण

❖ Session - July to June 2018-19

S. No.	Exam. Name	Ambikapur	Bilaspur	Durg	Jagdalpur	Jaspur	Kanker	Raipur	Grand Total
1	Bachelor of Library and Information Science	206	266	158	13	48	39	310	1040
1	BACHELOR OF ARTS (FIRST YEAR)	196	386	421	244	190	128	332	1897
2	BACHELOR OF ARTS (SECOND YEAR)	113	225	291	184	186	101	231	1331
3	BACHELOR OF ARTS (THIRD YEAR)	178	292	299	210	134	104	250	1467
4	BACHELOR OF COMMERCE (FIRST YEAR)	10	15	10	9	8	12	20	84
5	BACHELOR OF COMMERCE (SECOND YEAR)	17	21	12	18	14	10	9	101
6	BACHELOR OF COMMERCE (THIRD YEAR)	11	14	14	17	7	15	24	102
7	BACHELOR OF LIBRARY AND INFORMATION SCIENCE	64	126	94	24	34	45	139	526
8	BACHELOR OF SCIENCE (FIRST YEAR)	199	214	189	142	157	132	169	1202
9	BACHELOR OF SCIENCE (SECOND YEAR)	246	267	322	334	296	206	270	1941
10	BACHELOR OF SCIENCE (THIRD YEAR)	332	349	289	299	214	221	293	1997
11	DIPLOMA IN COMPUTER APPLICATION	24	201	42	9	37	14	305	632
12	DIPLOMA IN RAMCHARIT MANAS ON SOCIAL WELFARE THROUGH SCIENCE		2		1	1		1	5
13	M.A. (FINAL) ECONOMICS	6	26	13	12	14	2	2	75
14	M.A. (FINAL) ENGLISH	61	169	219	106	140	97	164	956
15	M.A. (FINAL) HINDI	13	59	30	34	35	15	5	191
16	M.A. (FINAL) HISTORY	4	13	6	19		5	6	53
17	M.A. (FINAL) MATHEMATICS	3	1					1	5
18	M.A. (FINAL) POLITICAL SCIENCE	8	18	11	8	6	10	12	73
19	M.A. (FINAL) SANSKRIT	11	71	29	28	50	18	20	227
20	M.A. (FINAL) SOCIOLOGY	9	38	20	16	13	7	26	129
21	M.A. (PREVIOUS) ENGLISH	44	140	195	54	110	51	110	704
22	M.A. (PREVIOUS) HINDI	17	36	21	8	32	18	17	148
23	M.A. (PREVIOUS) POLITICAL SCIENCE	12	14	13	11	23	5	14	92
24	M.A. (PREVIOUS) SANSKRIT	14	52	33	15	39	17	21	191
25	M.A. (PREVIOUS) SOCIOLOGY	21	36	30	19	17	7	27	157
26	M.Sc. (FINAL) MATHEMATICS	66	211	168	67	131	66	162	871
27	M.Sc. (PREVIOUS) MATHEMATICS	80	236	149	51	103	61	155	835
28	POST GRADUATE DIPLOMA IN BROADCAST JOURNALISM AND NEW MEDIA							1	1
29	POST GRADUATE DIPLOMA IN CHHATTISGARHI LANGUAGE LITERATURE	4	80	51	4	7	11	55	212
30	POST GRADUATE DIPLOMA IN COMPUTER APPLICATION	15	567	115	24	56	18	389	1184

2018-19

32

PSSOU

**VERIFIED**

**REGISTRAR**

Pt. Sunderlal Sharma (Open)  
University Chhattisgarh  
BILASPUR (C.G.)

प्रभारी  
शैक्षिक सेवा प्रभाग

**Dr. Beena Singh**

Incharge NAAC Criteria-II  
PSSOU, CG Bilaspur



31	POST GRADUATE DIPLOMA IN GUIDANCE AND COUNSELLING	5	27	14	4	5	7	24	86
32	POST GRADUATE DIPLOMA IN HUMAN RESOURCE MANAGEMENT	2	8	4				5	19
33	POST GRADUATE DIPLOMA IN JOURNALISM AND MASS COMMUNICATION		1	2	1			8	12
34	POST GRADUATE DIPLOMA IN LABOUR LAW AND LABOUR WELFARE		6	3				2	11
35	POST GRADUATE DIPLOMA IN MARKETING MANAGEMENT	2	3	5				3	13
36	POST GRADUATE DIPLOMA IN TOURISM MANAGEMENT	1	1					2	4
37	POST GRADUATE DIPLOMA IN YOG SCIENCE	118	866	401	44	53	67	394	1943
38	BACHELOR OF EDUCATION (FIRST YEAR)	50	200	100	50			100	500
39	BACHELOR OF EDUCATION (SECOND YEAR)	55	208	100	48			103	514
40	DIPLOMA IN ELEMENTARY EDUCATION (PART-I)	293	765	582	100	232		387	2359
41	DIPLOMA IN ELEMENTARY EDUCATION (PART-II)	279	766	504	100	272		370	2291
								कुल-	25141

विश्वविद्यालय में प्रवेशित छात्रों का विवरण

❖ Session - January to December 2018

S. No.	Course_Name	Ambikapur	Bilaspur	Durg	Jagdalpur	Jashpur	Kanker	Raipur	Grand Total
1	Bachelor of Library and Information Science	206	266	158	13	48	39	310	1040
2	Diploma in Computer Application	3	34	1	1	1	6	33	79
3	DIPLOMA IN ELEMENTARY LANGUAGE TEACHING	4	35	19	4			33	95
4	Master of Arts	31	203	96	39	31	33	114	547
5	Master of Science	20	90	46	8	7	8	73	252
6	Post Graduate Diploma in Chhattisgarhi Language and Literature	3	34	16			2	21	76
7	Post Graduate Diploma in Computer Application	5	57	9	4	4		32	111
8	Post Graduate Diploma in Human Resource Management		5	1	1		1	2	10
9	Post Graduate Diploma in Labor Law. End labor welfare	1	7						8
10	Post Graduate Diploma in Marketing Management							1	1
11	Post Graduate Diploma in Psychological Guidance & Counselling	3	11	6			1	3	24
12	Post Graduate Diploma in Yogic Science	46	264	82	8	5	15	87	507
	Grand Total	322	1006	434	78	96	105	709	2750

2018-19

33

PSSOU

VERIFIED

REGISTRAR  
Pt. Sunderlal Sharma (Open)  
University Chhattisgarh  
BILASPUR (C.G.)

प्रभार  
केन्द्रीय सेवा प्रमाण

Dr. Beena Singh  
Incharge NAAC Criteria-II  
PSSOU, CG Bilaspur



## विश्वविद्यालय में प्रवेश विवरण

### विश्वविद्यालय में प्रवेशित छात्रों का विवरण

❖ सत्र जुलाई से जून 2017-18 में प्रवेशित छात्रों की संख्या

क्रं.	पाठ्यक्रम का नाम	बिलासपुर	रायपुर	दुर्ग	अम्बिकापुर	जगदलपुर	जशपुर	कांकेर	कुल
<b>स्नातक</b>									
1	बी.ए. प्रथम वर्ष	356	374	369	180	273	264	160	1976
2	बी.ए. द्वितीय वर्ष	315	290	324	192	273	169	127	1690
3	बी.ए. तृतीय वर्ष	328	219	291	225	285	176	186	1710
4	बी.कॉम. प्रथम वर्ष	32	22	22	23	30	25	16	170
5	बी.कॉम. द्वितीय वर्ष	18	28	20	12	21	11	15	125
6	बी.कॉम. तृतीय वर्ष	19	19	14	10	15	11	12	100
7	बी.एस.सी. प्रथम वर्ष	420	379	406	348	497	422	306	2778
8	बी.एस.सी. द्वितीय वर्ष	426	343	330	361	367	246	256	2329
9	बी.एस.सी. तृतीय वर्ष	389	260	232	257	440	226	303	2107
10	बी. लिब.	139	587	93	234	36	88	63	1240
<b>स्नातकोत्तर</b>									
1	एम.ए. पूर्व	519	368	394	150	301	342	196	2270
2	एम.ए. अंतिम	401	251	335	152	242	284	142	1807
3	एम.एस.सी. पूर्व	298	294	214	93	95	144	74	1212
4	एम.एस.सी. अंतिम	142	130	152	56	43	84	42	649
<b>डिप्लोमा</b>									
1	डी. सी. ए.	133	279	35	10	5	45	21	528
2	पी.जी.डी.सी.ए.	327	254	97	9	34	43	14	778
3	पी.जी. डिप्लोमा इन रामचरित मानस	1	-	1	-	-	1	-	3
4	पी.जी. डिप्लोमा इन छत्तीसगढ़ी भाषा	93	63	38	3	-	3	2	202
5	पी.जी. डिप्लोमा इन साइको. गाइडेंस एण्ड काउंसलिंग	13	5	4	2	11	2	1	38
6	पी.जी. डिप्लोमा इन हॉटल मैनेजमेंट	2	-	-	1	-	-	-	3
7	पी.जी. डिप्लोमा इन ह्यूमन रिसोर्स मैनेजमेंट	4	2	-	3	-	-	-	9
8	पी.जी. डिप्लोमा इन जर्नलिज्म एण्ड मास कम्यूनिकेशन	-	2	1	1	-	-	-	4
9	पी.जी. डिप्लोमा इन लेबर लॉ. एण्ड लेबर वेल्फेयर	15	-	4	1	-	-	-	20
10	पी.जी. डिप्लोमा इन मार्केटिंग मैनेजमेंट	3	-	-	2	-	-	-	5
11	पी.जी. डिप्लोमा इन एडवर्डटाईजिंग एण्ड पब्लिक रिलेशन	-	1	-	-	-	-	-	1
12	पी.जी. डिप्लोमा इन टुरिज्म मैनेजमेंट	1	-	-	-	-	-	-	1
13	पी.जी. डिप्लोमा इन योग साइंस	1217	658	800	164	77	85	61	3062
<b>योग</b>									24817
❖ सत्र जनवरी से दिसंबर 2017 में प्रवेशित छात्रों की संख्या									1142
1	बी.एड. प्रथम वर्ष								500
2	बी.एड. द्वितीय वर्ष								499
3	डी.एल.एड. प्रथम वर्ष								2399
4	डी.एल.एड. द्वितीय वर्ष								2400
<b>महायोग</b>									31757

2017-18

40

PSSOU

VERIFIED

REGISTRAR  
Pt. Sunderlal Sharma (Open)  
University Chhattisgarh  
BILASPUR (C.G.)

प्रभारी  
क्षेत्रीय सेवा प्रदाता

Dr. Beena Singh  
Incharge NAAC Criteria-II  
PSSOU, CG BILASPUR



❖ सत्र जनवरी से दिसंबर 2017 में प्रवेशित छात्रों की संख्या

क्रं.	पाठ्यक्रम का नाम	बिलासपुर	रायपुर	दुर्ग	अंबिकापुर	जगदलपुर	जशपुर	कांकेर	कुल
1	बी. लिब.	35	26	19	20	7	3	3	113
2	डी. सी. ए.	20	13	10	0	0	3	2	48
3	पी.जी.डी.सी.ए.	38	21	9	6	1	1	2	78
4	पी.जी. डिप्लोमा इन साइको. गाइडेंस एण्ड काउंसलिंग	7	3	3	1	0	0	0	14
5	पी.जी. डिप्लोमा इन ह्यूमन रिसोर्स मैनेजमेंट	6	1	2	2	0	0	0	11
6	पी.जी. डिप्लोमा इन मार्केटिंग मैनेजमेंट	0	0	1	0	0	0	0	1
7	पी.जी. डिप्लोमा इन यौगिक साइंस	240	102	123	21	10	4	5	505
स्नातकोत्तर									
1	अर्थशास्त्र	5	1	1	0	1	1	0	9
2	अंग्रेज़ी	50	34	15	14	4	5	5	132
3	हिन्दी	12	2	5	0	2	0	0	23
4	इतिहास	2	3	1	0	1	0	1	8
5	गणित	0	1	0	1	0	0	0	2
6	राजनीति विज्ञान	1	3	2	4	1	1	0	12
7	संस्कृत साहित्य	17	8	5	2	1	6	0	39
8	समाजशास्त्र	8	3	2	1	3	1	0	18
9	एन.एस.सी. गणित	51	41	16	12	1	3	5	129
	योग	492	262	214	84	32	34	24	1142