

## विश्वविद्यालय में आयोजित परीक्षा एवं घोषित परिणाम

सत्र - दिसम्बर, 2020 में आयोजित परीक्षा तथा परीक्षा परिणाम

क्र.	पाठ्यक्रम	परीक्षा में सम्मिलित परीक्षार्थियों की संख्या	उत्तीर्ण परीक्षार्थियों की संख्या	ए.टी.के.टी पात्रता वाले परीक्षार्थियों की संख्या	परीक्षा परिणाम प्रतिशत
01	BACHELOR OF ARTS (FIRST YEAR)	861	716	143	75.03
02	BACHELOR OF ARTS (SECOND YEAR)	363	352	11	98.37
03	BACHELOR OF ARTS (THIRD YEAR)	130	91	22	68.53
04	BACHELOR OF BUSINESS ADMINISTRATION (FIRST YEAR)	8	3	5	37.50
05	BACHELOR OF BUSINESS ADMINISTRATION (SECOND YEAR)	7	7	0	100.00
06	BACHELOR OF COMMERCE (FIRST YEAR)	61	49	12	89.83
07	BACHELOR OF COMMERCE (SECOND YEAR)	30	30	0	100.00
08	BACHELOR OF COMMERCE (THIRD YEAR)	16	8	4	50.79
09	BACHELOR OF LIBRARY AND INFORMATION SCIENCE	260	188	72	72.31
10	BACHELOR OF SCIENCE (FIRST YEAR)	816	732	84	87.53
11	BACHELOR OF SCIENCE (SECOND YEAR)	457	432	23	93.42
12	BACHELOR OF SCIENCE (THIRD YEAR)	288	231	37	80.93
13	DIPLOMA IN COMPUTER APPLICATION	147	115	32	80.67
14	DIPLOMA IN ELEMENTARY LANGUAGE TEACHING	14	5	9	100.00
15	DIPLOMA IN RAMCHARIT MANAS ON SOCIAL WELFARE THROUGH SCIENCE	7	6	1	85.71
16	M.A. (FINAL) ECONOMICS	5	3	2	75.00
17	M.A. (FINAL) EDUCATION	64	63	1	98.44
18	M.A. (FINAL) ENGLISH	301	274	15	92.32
19	M.A. (FINAL) HINDI	61	58	1	97.42
20	M.A. (FINAL) HISTORY	3	3	0	100.00
21	M.A. (FINAL) MATHEMATICS	1	1	0	100.00
22	M.A. (FINAL) POLITICAL SCIENCE	25	24	1	96.00
23	M.A. (FINAL) SANSKRIT	77	71	3	83.61
24	M.A. (FINAL) SOCIOLOGY	80	74	2	96.21

**VERIFIED**  
**REGISTRAR**  
 Pt. Sunderlal Sharma (Open)  
 University Chhattisgarh  
 BILASPUR (C.G.)

*Dr. Beena Singh*  
**Dr. Beena Singh**  
 Incharge NAAC Criteria-II  
 PSSOU, CG Bilaspur

25	M.A. (PREVIOUS) ECONOMICS	3	3	0	100.00
26	M.A. (PREVIOUS) EDUCATION	58	58	0	100.00
27	M.A. (PREVIOUS) ENGLISH	519	511	7	96.51
28	M.A. (PREVIOUS) HINDI	62	62	0	100.00
29	M.A. (PREVIOUS) MATHEMATICS	10	10	0	100.00
30	M.A. (PREVIOUS) POLITICAL SCIENCE	40	39	1	98.53
31	M.A. (PREVIOUS) SANSKRIT	96	91	5	97.34
32	M.A. (PREVIOUS) SOCIOLOGY	81	78	3	98.13
33	M.Sc. (FINAL) MATHEMATICS	330	299	16	85.56
34	M.Sc. (PREVIOUS) MATHEMATICS	578	570	8	95.81
35	M.Sc. (PREVIOUS) MATHEMATICS	14	13	1	92.86
36	MASTER OF COMMERCE (FINAL)	19	19	0	100.00
37	MASTER OF COMMERCE (PREVIOUS)	61	60	1	98.36
38	MASTER OF SOCIAL WORK (FINAL)	70	67	3	95.71
39	MASTER OF SOCIAL WORK (PREVIOUS)	105	104	0	99.05
40	POST GRADUATE DIPLOMA IN BROADCAST JOURNALISM AND NEW MEDIA	10	8	2	80.00
41	POST GRADUATE DIPLOMA IN CHHATTISGARHI LANGUAGE LITERATURE	287	261	25	90.94
42	POST GRADUATE DIPLOMA IN COMPUTER APPLICATION	297	278	16	93.60
43	POST GRADUATE DIPLOMA IN CYBER LAW	16	16	0	100.00
44	POST GRADUATE DIPLOMA IN HUMAN RESOURCE MANAGEMENT	16	12	4	75.00
45	POST GRADUATE DIPLOMA IN JOURNALISM AND MASS COMMUNICATION	14	14	0	100.00
46	POST GRADUATE DIPLOMA IN LABOUR LAW AND LABOUR WELFARE	21	20	1	95.24
47	POST GRADUATE DIPLOMA IN MARKETING MANAGEMENT	1	1	0	100.00
48	POST GRADUATE DIPLOMA IN PSYCHOLOGICAL GUIDANCE AND COUNSELLING	56	40	16	71.43
49	POST GRADUATE DIPLOMA IN TOURISM MANAGEMENT	4	2	2	50.00
50	POST GRADUATE DIPLOMA IN YOG SCIENCE	350	314	36	89.71

**VERIFIED****REGISTRAR**

Pt. Sunderlal Sharma (Open)  
University Chhattisgarh  
BILASPUR (C.G.)



**Dr. Beena Singh**  
Incharge NAAC Criteria-II  
PSSOU, CG Bilaspur

सत्र - जुलाई-जून, 2019-20 में आयोजित परीक्षा तथा परीक्षा परिणाम

क्र.	पाठ्यक्रम	परीक्षा में सम्मिलित परीक्षार्थियों की संख्या	उत्तीर्ण परीक्षार्थियों की संख्या	ए.टी.के.टी पात्रता वाले परीक्षार्थियों की संख्या	परीक्षा परिणाम प्रतिशत
1	BACHELOR OF ARTS (FIRST YEAR)	1803	1544	259	85.64
2	BACHELOR OF ARTS (SECOND YEAR)	1297	1272	25	99.04
3	BACHELOR OF ARTS (THIRD YEAR)	1243	1039	22	80.61
4	BACHELOR OF BUSINESS ADMINISTRATION (FIRST YEAR)	19	13	6	68.42
5	BACHELOR OF COMMERCE (FIRST YEAR)	172	133	39	77.33
6	BACHELOR OF COMMERCE (SECOND YEAR)	63	61	2	96.83
7	BACHELOR OF COMMERCE (THIRD YEAR)	83	61	4	73.49
8	BACHELOR OF EDUCATION (FIRST YEAR)	496	494	2	99.60
9	BACHELOR OF EDUCATION (SECOND YEAR)	502	497	3	99.50
10	BACHELOR OF LIBRARY AND INFORMATION SCIENCE	685	577	108	84.23
11	BACHELOR OF SCIENCE (FIRST YEAR)	2006	1718	288	85.64
12	BACHELOR OF SCIENCE (SECOND YEAR)	954	922	21	97.05
13	BACHELOR OF SCIENCE (THIRD YEAR)	1785	1428	120	62.40
14	CERTIFICATE IN GOODS AND SERVICES TAX	13	12	1	92.31
15	DIPLOMA IN COMPUTER APPLICATION	635	557	76	87.72
16	DIPLOMA IN ELEMENTARY EDUCATION (PART-I)	1966	1950	16	99.19
17	DIPLOMA IN ELEMENTARY EDUCATION (PART-II)	2239	2203	29	98.39
18	DIPLOMA IN ELEMENTARY LANGUAGE TEACHING	13	10	3	76.92
19	DIPLOMA IN RAMCHARIT MANAS ON SOCIAL WELFARE THROUGH SCIENCE	8	7	1	87.50
20	M.A. (FINAL) ECONOMICS	8	7	1	87.50
21	M.A. (FINAL) ENGLISH	635	576	23	90.71
22	M.A. (FINAL) HINDI	134	126	2	94.03
23	M.A. (FINAL) HISTORY	1	1	0	100.00
24	M.A. (FINAL) POLITICAL SCIENCE	83	81	2	97.59
25	M.A. (FINAL) SANSKRIT	172	150	4	87.21

2020-21

47

PSSOU

VERIFIED

REGISTRAR  
Pt. Sunderlal Sharma (Open)  
University Chhattisgarh  
BILASPUR (C.G.)

Dr. Beena Singh  
Incharge NAAC Criteria-II  
PSSOU, CG Bilaspur

26	M.A. (FINAL) SOCIOLOGY	142	134	4	94.37
27	M.A. (PREVIOUS) EDUCATION	159	159	0	100.00
28	M.A. (PREVIOUS) ENGLISH	1417	1406	11	99.22
29	M.A. (PREVIOUS) HINDI	222	222	0	100.00
30	M.A. (PREVIOUS) MATHEMATICS	13	13	0	100.00
31	M.A. (PREVIOUS) POLITICAL SCIENCE	124	122	2	98.39
32	M.A. (PREVIOUS) SANSKRIT	248	247	1	99.60
33	M.A. (PREVIOUS) SOCIOLOGY	165	164	1	99.39
34	M.Sc. (FINAL) MATHEMATICS	657	567	29	86.30
35	M.Sc. (PREVIOUS) MATHEMATICS	1214	1206	8	99.34
36	MASTER OF COMMERCE (PREVIOUS)	190	186	4	97.89
37	MASTER OF SOCIAL WORK (PREVIOUS)	205	204	1	99.51
38	POST GRADUATE DIPLOMA IN ADVERTISING AND PUBLIC RELATION	1	1	0	100.00
39	POST GRADUATE DIPLOMA IN BROADCAST JOURNALISM AND NEW MEDIA	5	0	5	0.00
40	POST GRADUATE DIPLOMA IN CHHATTISGARHI LANGUAGE LITERATURE	400	378	22	94.50
41	POST GRADUATE DIPLOMA IN COMPUTER APPLICATION	1153	1080	73	93.67
42	POST GRADUATE DIPLOMA IN CYBER LAW	14	13	1	92.86
43	POST GRADUATE DIPLOMA IN HUMAN RESOURCE MANAGEMENT	17	16	1	94.12
44	POST GRADUATE DIPLOMA IN JOURNALISM AND MASS COMMUNICATION	32	26	6	81.25
45	POST GRADUATE DIPLOMA IN LABOUR LAW AND LABOUR WELFARE	16	14	2	87.50
46	POST GRADUATE DIPLOMA IN MARKETING MANAGEMENT	5	4	1	80.00
47	POST GRADUATE DIPLOMA IN PSYCHOLOGICAL GUIDANCE AND COUNSELLING	70	59	11	84.29
48	POST GRADUATE DIPLOMA IN TOURISM MANAGEMENT	6	3	3	50.00
49	POST GRADUATE DIPLOMA IN YOG SCIENCE	1371	1297	74	94.60

VERIFIED

  
**REGISTRAR**  
 Pt. Sunderlal Sharma (Open)  
 University Chhattisgarh  
 BILASPUR (C.G.)

  
**Dr. Beena Singh**  
 Incharge NAAC Criteria-II  
 PSSOU, CG Bilaspur

## विश्वविद्यालय में आयोजित परीक्षा एवं घोषित परिणाम

सत्र - दिसम्बर, 2019 में आयोजित परीक्षा तथा परीक्षा परिणाम

क्र.	पाठ्यक्रम	परीक्षा में सम्मिलित परीक्षार्थियों की संख्या	उत्तीर्ण परीक्षार्थियों की संख्या	ए.टी.के.टी की पात्रता वाले	परीक्षा परिणाम प्रतिशत परीक्षार्थियों की संख्या
1	BACHELOR OF ARTS (FIRST YEAR)	862	347	413	45.66%
2	BACHELOR OF ARTS (FIRST YEAR) (ATKT)	15	6	9	40%
3	BACHELOR OF ARTS (THIRD YEAR)	223	73	123	33.95%
4	BACHELOR OF ARTS (THIRD YEAR) (ATKT)	53	17	30	32.08%
5	BACHELOR OF BUSINESS ADMINISTRATION (FIRST YEAR)	10	4	5	44.44%
6	BACHELOR OF COMMERCE (FIRST YEAR)	60	22	31	41.51%
7	BACHELOR OF COMMERCE (FIRST YEAR) (ATKT)	1	1	0	100%
8	BACHELOR OF COMMERCE (THIRD YEAR)	32	14	11	43.75%
9	BACHELOR OF COMMERCE (THIRD YEAR) (ATKT)	6	2	3	33.33%
10	BACHELOR OF LIBRARY AND INFORMATION SCIENCE	313	182	115	61.28%
11	BACHELOR OF LIBRARY AND INFORMATION SCIENCE(ATKT)	10	2	8	20%
12	BACHELOR OF SCIENCE (FIRST YEAR)	1032	368	591	38.1%
13	BACHELOR OF SCIENCE (FIRST YEAR) (ATKT)	58	32	25	55.17%
14	BACHELOR OF SCIENCE (THIRD YEAR)	527	117	343	22.33%
15	BACHELOR OF SCIENCE (THIRD YEAR) (ATKT)	107	17	63	15.89%
16	CERTIFICATE IN GOODS AND SERVICES TAX	49	26	16	61.9%
17	DIPLOMA IN COMPUTER APPLICATION	287	191	82	69.45%
18	DIPLOMA IN COMPUTER APPLICATION (ATKT)	4	2	2	50%
19	DIPLOMA IN ELEMENTARY LANGUAGE TEACHING	13	8	5	61.54%
20	M.A. (FINAL) ECONOMICS	17	10	6	58.82%
21	M.A. (FINAL) ECONOMICS (ATKT)	2	1	1	50%
22	M.A. (FINAL) ENGLISH	383	172	200	45.38%
23	M.A. (FINAL) ENGLISH (ATKT)	27	4	22	14.81%
24	M.A. (FINAL) HINDI	65	50	13	76.92%
25	M.A. (FINAL) HINDI (ATKT)	1	1	0	100%
26	M.A. (FINAL) HISTORY	12	6	5	54.55%
27	M.A. (FINAL) MATHEMATICS	3	0	3	0%
28	M.A. (FINAL) MATHEMATICS (ATKT)	1	1	0	100%
29	M.A. (FINAL) POLITICAL SCIENCE	22	15	6	68.18%

2019-20

46

PSSOU

**VERIFIED**

**REGISTRAR**

Pt. Sunderlal Sharma (Open)  
University Chhattisgarh  
BILASPUR (C.G.)

*BSA*  
**Dr. Beena Singh**  
Incharge NAAC Criteria-II  
PSSOU, CG Bilaspur

30	M.A. (FINAL) SANSKRIT	64	47	16	73.44%
31	M.A. (FINAL) SANSKRIT (ATKT)	13	8	4	61.54%
32	M.A. (FINAL) SOCIOLOGY	44	36	7	83.72%
33	M.A. (PREVIOUS) ECONOMICS	6	4	2	66.67%
34	M.A. (PREVIOUS) EDUCATION	84	64	15	81.01%
35	M.A. (PREVIOUS) ENGLISH	555	131	383	25.44%
36	M.A. (PREVIOUS) ENGLISH (ATKT)	12	1	11	8.33%
37	M.A. (PREVIOUS) HINDI	87	41	38	51.9%
38	M.A. (PREVIOUS) HISTORY	1	0	1	0%
39	M.A. (PREVIOUS) MATHEMATICS	7	1	4	20%
40	M.A. (PREVIOUS) POLITICAL SCIENCE	50	29	17	63.04%
41	M.A. (PREVIOUS) SANSKRIT	144	84	59	58.74%
42	M.A. (PREVIOUS) SANSKRIT (ATKT)	7	4	3	57.14%
43	M.A. (PREVIOUS) SOCIOLOGY	125	91	29	75.83%
44	M.Sc. (FINAL) MATHEMATICS	480	151	286	31.66%
45	M.Sc. (FINAL) MATHEMATICS (ATKT)	17	5	9	29.41%
46	M.Sc. (PREVIOUS) MATHEMATICS	800	208	564	26.91%
47	M.Sc. (PREVIOUS) MATHEMATICS (ATKT)	15	5	9	33.33%
48	MASTER OF COMMERCE (PREVIOUS)	33	26	5	83.87%
49	MASTER OF SOCIAL WORK (PREVIOUS)	80	64	8	82.05%
50	POST GRADUATE DIPLOMA IN ADVERTISING AND PUBLIC RELATION	1	1	0	100%
51	POST GRADUATE DIPLOMA IN CHHATTISGARHI LANGUAGE LITERATURE	162	113	32	77.93%
52	POST GRADUATE DIPLOMA IN COMPUTER APPLICATION	598	455	124	77.51%
53	POST GRADUATE DIPLOMA IN COMPUTER APPLICATION (ATKT)	3	0	3	0%
54	POST GRADUATE DIPLOMA IN GUIDANCE AND COUNSELLING	50	21	28	42.86%
55	POST GRADUATE DIPLOMA IN HUMAN RESOURCE MANAGEMENT	7	3	3	50%
56	POST GRADUATE DIPLOMA IN JOURNALISM AND MASS COMMUNICATION	16	8	5	61.54%
57	POST GRADUATE DIPLOMA IN LABOUR LAW AND LABOUR WELFARE	19	12	2	85.71%
58	POST GRADUATE DIPLOMA IN MARKETING MANAGEMENT	2	2	0	100%
59	POST GRADUATE DIPLOMA IN YOG SCIENCE	384	306	72	80.95%


2019-20

47

PSSOU

**VERIFIED**

  
**REGISTRAR**  
Pt. Sunderlal Sharma (Open)  
University Chhattisgarh  
BILASPUR (C.G.)

  
**Dr. Beena Singh**  
Incharge NAAC Criteria-I  
PSSOU, CG Bilaspur

सत्र - जुलाई-जून, 2018-19 में आयोजित परीक्षा तथा परीक्षा परिणाम

क्र.	पाठ्यक्रम	परीक्षा में सम्मिलित परीक्षार्थियों की संख्या	उत्तीर्ण परीक्षार्थियों की संख्या	ए.टी.के.टी की पात्रता वाले	परीक्षा परिणाम प्रतिशत परीक्षार्थियों की संख्या
1	BACHELOR OF ARTS (FIRST YEAR)	2572	1443	904	60.6%
2	BACHELOR OF ARTS (FIRST YEAR) (ATKT)	64	47	16	73.44%
3	BACHELOR OF ARTS (SECOND YEAR)	1958	1421	508	73.51%
4	BACHELOR OF ARTS (SECOND YEAR) (ATKT)	137	81	55	59.12%
5	BACHELOR OF ARTS (THIRD YEAR)	1639	1112	345	68.39%
6	BACHELOR OF ARTS (THIRD YEAR) (ATKT)	163	86	43	52.76%
7	BACHELOR OF COMMERCE (FIRST YEAR)	169	79	82	47.88%
8	BACHELOR OF COMMERCE (FIRST YEAR) (ATKT)	7	4	3	57.14%
9	BACHELOR OF COMMERCE (SECOND YEAR)	154	93	53	61.59%
10	BACHELOR OF COMMERCE (SECOND YEAR) (ATKT)	21	10	11	47.62%
11	BACHELOR OF COMMERCE (THIRD YEAR)	117	64	42	55.17%
12	BACHELOR OF COMMERCE (THIRD YEAR) (ATKT)	12	2	9	16.67%
13	BACHELOR OF EDUCATION (FIRST YEAR)	498	489	9	98.19%
14	BACHELOR OF EDUCATION (FIRST YEAR) (ATKT)	22	19	3	86.36%
15	BACHELOR OF EDUCATION (SECOND YEAR)	516	500	8	96.9%
16	BACHELOR OF EDUCATION (SECOND YEAR) (ATKT)	13	8	0	61.54%
17	BACHELOR OF LIBRARY AND INFORMATION SCIENCE	686	483	174	71.98%
18	BACHELOR OF LIBRARY AND INFORMATION SCIENCE (ATKT)	6	4	2	66.67%
19	BACHELOR OF SCIENCE (FIRST YEAR)	3293	1843	1360	57.25%
20	BACHELOR OF SCIENCE (FIRST YEAR) (ATKT)	163	75	85	46.01%
21	BACHELOR OF SCIENCE (SECOND YEAR)	3601	2136	1417	59.87%
22	BACHELOR OF SCIENCE (SECOND YEAR) (ATKT)	259	120	136	46.51%
23	BACHELOR OF SCIENCE (THIRD YEAR)	2361	1280	842	54.33%
24	BACHELOR OF SCIENCE (THIRD YEAR) (ATKT)	304	107	153	35.2%
25	DIPLOMA IN COMPUTER APPLICATION	726	463	217	65.4%
26	DIPLOMA IN COMPUTER APPLICATION (ATKT)	10	4	5	40%
27	DIPLOMA IN ELEMENTARY EDUCATION (PART-I)	2379	2213	156	93.41%
28	DIPLOMA IN ELEMENTARY EDUCATION (PART-I) (ATKT)	8	5	3	62.5%
29	DIPLOMA IN ELEMENTARY EDUCATION (PART-II)	2506	2184	296	87.22%
30	DIPLOMA IN ELEMENTARY EDUCATION (PART-II) (ATKT)	34	17	13	50%
31	DIPLOMA IN RAMCHARIT MANAS ON SOCIAL WELFARE THROUGH SCIENCE	5	3	1	75%
32	M.A. (FINAL) ECONOMICS	84	64	11	77.11%
33	M.A. (FINAL) ENGLISH	1176	719	395	61.88%

2019-20

48

PSSOU

VERIFIED

REGISTRAR  
Pt. Sunderlal Sharma (Open)  
University Chhattisgarh  
BILASPUR (C.G.)

Dr. Beena Singh  
Incharge NAAC Criteria-II  
PSSOU, CG Bilaspur

34	M.A. (FINAL) ENGLISH (ATKT)	26	17	9	65.38%
35	M.A. (FINAL) HINDI	207	149	48	72.68%
36	M.A. (FINAL) HINDI (ATKT)	2	2	0	100%
37	M.A. (FINAL) HISTORY	59	37	21	62.71%
38	M.A. (FINAL) MATHEMATICS	5	1	2	25%
39	M.A. (FINAL) POLITICAL SCIENCE	79	56	19	71.79%
40	M.A. (FINAL) SANSKRIT	281	187	73	67.27%
41	M.A. (FINAL) SANSKRIT (ATKT)	27	16	10	59.26%
42	M.A. (FINAL) SOCIOLOGY	137	103	26	76.87%
43	M.A. (FINAL) SOCIOLOGY (ATKT)	1	0	0	0%
44	M.A. (PREVIOUS) ECONOMICS	22	12	9	57.14%
45	M.A. (PREVIOUS) ENGLISH	936	573	344	62.35%
46	M.A. (PREVIOUS) ENGLISH (ATKT)	18	7	11	38.89%
47	M.A. (PREVIOUS) HINDI	164	126	36	77.78%
48	M.A. (PREVIOUS) HISTORY	5	4	1	80%
49	M.A. (PREVIOUS) MATHEMATICS	2	0	1	0%
50	M.A. (PREVIOUS) POLITICAL SCIENCE	102	81	20	80.2%
51	M.A. (PREVIOUS) SANSKRIT	234	128	99	55.9%
52	M.A. (PREVIOUS) SANSKRIT (ATKT)	6	0	6	0%
53	M.A. (PREVIOUS) SOCIOLOGY	165	138	26	84.15%
54	M.Sc. (FINAL) MATHEMATICS	1129	497	559	44.3%
55	M.Sc. (FINAL) MATHEMATICS (ATKT)	44	23	17	52.27%
56	M.Sc. (PREVIOUS) MATHEMATICS	1374	593	754	44.02%
57	M.Sc. (PREVIOUS) MATHEMATICS (ATKT)	14	6	8	42.86%
58	MASTER OF SOCIAL WORK (FINAL)	1	1	0	100%
59	POST GRADUATE DIPLOMA IN BROADCAST JOURNALISM AND NEW MEDIA	1	1	0	100%
60	POST GRADUATE DIPLOMA IN CHHATTISGARHI LANGUAGE LITERATURE	226	180	35	83.33%
61	POST GRADUATE DIPLOMA IN COMPUTER APPLICATION	1302	870	413	67.29%
62	POST GRADUATE DIPLOMA IN COMPUTER APPLICATION (ATKT)	4	1	2	25%
63	POST GRADUATE DIPLOMA IN GUIDANCE AND COUNSELLING	93	58	31	64.44%
64	POST GRADUATE DIPLOMA IN HUMAN RESOURCE MANAGEMENT	21	16	4	80%
65	POST GRADUATE DIPLOMA IN JOURNALISM AND MASS COMMUNICATION	12	6	6	50%
66	POST GRADUATE DIPLOMA IN LABOUR LAW AND LABOUR WELFARE	14	10	3	76.92%
67	POST GRADUATE DIPLOMA IN MARKETING MANAGEMENT	13	11	1	91.67%
68	POST GRADUATE DIPLOMA IN TOURISM MANAGEMENT	4	4	0	100%
69	POST GRADUATE DIPLOMA IN YOG SCIENCE	2019	1777	216	89.12%


2019-20

49

PSSOU

VERIFIED

  
**REGISTRAR**  
Pt. Sunderlal Sharma (Open)  
University Chhattisgarh  
BILASPUR (C.G.)

  
**Dr. Beena Singh**  
Incharge NAAC Criteria-II  
PSSOU, CG Bilaspur



## विश्वविद्यालय में आयोजित परीक्षा एवं घोषित परिणाम

1. जुलाई से जून 2017-18 परीक्षा जून - 2018
2. जनवरी 2018 - सत्र परीक्षा दिसंबर - 2017

क्र.	पाठ्यक्रम	परीक्षा में सम्मिलित परीक्षार्थियों की संख्या	उत्तीर्ण परीक्षार्थियों की संख्या	ए.टी.के.टी की पात्रता वाले	परीक्षा परिणाम प्रतिशत परीक्षार्थियों की संख्या
1	BA - I	3138	1284	1716	42.80%
2	BA - (ATKT)	454	267	157	62.97%
3	BA - II	2008	1144	830	57.95%
4	BA - (ATKT)	1131	655	463	58.58%
5	BA - III	2289	1108	902	55.12%
6	B.COM - I	245	77	168	34.43%
7	B.COM - I (ATKT)	29	10	19	34.48%
8	B.COM - II	128	54	74	42.19%
9	B.COM - II (ATKT)	88	32	55	36.78%
10	B.COM - III	121	37	63	37.00%
11	BSc. I	4382	1102	3196	25.63%
12	BSc. I (ATKT)	560	238	316	57.03%
13	BSc. II	2417	549	1776	23.61%
14	BSc. II (ATKT)	1041	432	580	42.68%
15	BSc. III	2510	998	1175	45.92%
MA Pre					
16	Hindi	336	234	99	70.27%
17	Hindi (ATKT)	21	14	7	66.66%
18	English	1595	584	996	36.96%
19	English (ATKT)	308	133	173	43.46%
20	Sanskrit	714	432	267	61.96%
21	Sanskrit (ATKT)	186	125	60	67.55%
22	Political	118	90	28	76.27%
23	Political (ATKT)	9	06	03	66.66%
24	History	78	53	25	68.00%
25	History (ATKT)	01	01	00	100.00%
26	Sociology	140	106	11	82.00%
27	Sociology (ATKT)	7	06	0	100.00%
28	Economics	163	105	56	64.81%
29	Economics (ATKT)	12	07	5	58.33%
30	MSc Pre.	1144	198	935	17.47%

**VERIFIED**

**REGISTRAR**  
Pt. Sunderlal Sharma (Open)  
University Chhattisgarh  
BILASPUR (C.G.)

**Dr. Beena Singh**  
Incharge NAAC Criteria-II  
PSSOU, CG Bilaspur

31	MSc Pre.(ATKT)	142	26	115	18.43%
32	M.A. Maths	3	00	2	0.00%
33	MSW	28	17	10	62.96%
34	LL.M	4	01	3	25.00%
	MA Final				
35	Hindi	248	189	54	77.77%
36	Hindi (ATKT)	163	127	32	79.87%
37	English	846	398	334	54.37%
38	English (ATKT)	597	296	257	53.52%
39	Sanskrit	565	388	140	73.48%
40	Sanskrit (ATKT)	411	234	157	59.84%
41	Political	64	47	13	78.33%
42	Political (ATKT)	52	42	8	84.00%
43	History	41	26	08	76.47%
44	History (ATKT)	37	30	05	85.71%
45	Sociology	93	75	14	84.00%
46	Sociology (ATKT)	61	51	08	86.44%
47	Economics	93	60	22	73.17%
48	Economics (ATKT)	70	46	22	67.64%
49	MSc. Final	794	308	463	39.94%
50	MSc. Final (ATKT)	300	94	193	32.70%
51	MSW	142	115	23	83.33%
52	LL.M	12	08	3	72.72%
53	M.A. Maths fresh+ATKT	2	00	2	0.00%
54	B.Ed Ist Year Fresh + ATKT	500	472	28	94.04%
55	B.Ed IInd Year Fresh	491	467	13	97.35%
56	B.Ed IInd Year Fresh + ATKT	32	30	1	96.87%
	Diploma				
57	D.El.ed Ist Year	2409	2255	154	93.60%
58	D.El.ed Ist Year ATKT	197	153	44	77.66%
59	D.El.ed IInd year Grading system Fresh	2394	2146	248	89.64%
60	D.El.ed IInd year Non-Grading system	66	45	21	68.18%
61	CGLC	73	49	23	68.00%
62	PGDCA	764	394	366	51.84%
63	PGDCA (ATKT)	157	80	77	49.04%
64	DCA	542	288	250	53.53%
65	DCA (ATKT)	109	52	57	47.70%
66	B.Lib	855	612	239	71.91%
67	B.Lib (ATKT)	222	135	86	61.08%
68	PGDYS	1439	1163	271	81.10%

2018-19

43

PSSOU

**VERIFIED**

  
**REGISTRAR**  
Pt. Sunderlal Sharma (Open)  
University Chhattisgarh  
BILASPUR (C.G.)

  
**Dr. Beena Singh**  
Incharge NAAC Criteria-II  
PSSOU, CG Bilaspur

**विश्वविद्यालय द्वारा आयोजित परीक्षा एवं घोषित परिणाम**

दिनांक : 01 अप्रैल 2017 से 31 मार्च 2018  
जनवरी से दिसंबर 2017

क्र.	पाठ्यक्रम	परीक्षा में सम्मिलित परीक्षार्थियों की संख्या	ए.टी.के.टी की पात्रता वाले परीक्षार्थियों की संख्या	परीक्षा परिणाम प्रतिशत
<b>MA Pre</b>				
1	Hindi	39	14	64.10%
2	Hindi (ATKT)	2	1	50.00%
3	English	457	208	52.40%
4	English (ATKT)	54	31	41.50%
5	Sanskrit	104	67	31.63%
6	Sanskrit (ATKT)	19	10	37.50%
7	Political	16	5	68.75%
8	History	11	8	27.27%
9	Sociology	22	15	31.81%
10	Economics	16	8	50.00%
11	Economics (ATKT)	2	2	0.00%
12	MSc Pre.	462	338	25.22%
13	MSc Pre.(ATKT)	38	26	18.75%
14	M.A. Maths	1	1	0.00%
<b>Diploma</b>				
15	PGDHRM	11	3	72.72%
16	PGDMM	1	0	100.00%
17	PGDG&C	14	7	30.00%
18	PGDCA	236	65	71.98%
19	PGDCA (ATKT)	16	6	65.50%
20	DCA	154	40	72.22%
21	DCA (ATKT)	10	3	66.66%
22	B.Lib	219	73	60.32%
23	B.Lib (ATKT)	17	3	25.00%
24	PGDYS	618	100	83.19%

2017-18

49

PSSOU

**VERIFIED**

**REGISTRAR**  
Pt. Sundarlal Sharma (Open)  
University Chhattisgarh  
BILASPUR (C.G.)

**Dr. Beena Singh**  
Incharge NAAC Criteria-II  
PSSOU, CG Bilaspur

दिनांक : 01 अप्रैल 2017 से 31 मार्च 2018  
जुलाई से जून 2017-18 (परीक्षा परिणाम)

क्र.	पाठ्यक्रम	परीक्षा में सम्मिलित परीक्षार्थियों की संख्या	ए.टी.के.टी की पात्रता वाले परीक्षार्थियों की संख्या	परीक्षा परिणाम प्रतिशत
1	BA - I	3138	1716	42.80%
2	BA - (ATKT)	454	157	62.97%
3	BA - II	2008	830	57.95%
4	BA - (ATKT)	1131	463	58.58%
5	BA - III	2289	902	55.12%
6	B.COM - I	245	168	34.43%
7	B.COM - I (ATKT)	29	19	34.48%
8	B.COM - II	128	74	42.19%
9	B.COM - II (ATKT)	88	55	36.78%
10	B.COM - III	121	63	37.00%
11	BSc. I	4382	3196	25.63%
12	BSc. I (ATKT)	560	316	57.03%
13	BSc. II	2417	1776	23.61%
14	BSc. II (ATKT)	1041	580	42.68%
15	BSc. III	2510	1175	45.92%
MA Pre				
16	Hindi	336	99	70.27%
17	Hindi (ATKT)	21	7	66.66%
18	English	1595	996	36.96%
19	English (ATKT)	308	173	43.46%
20	Sanskrit	714	267	61.96%
21	Sanskrit (ATKT)	186	60	67.55%
22	Political	118	28	76.27%
23	Political (ATKT)	9	03	66.66%
24	History	78	25	68.00%
25	History (ATKT)	01	00	100.00%
26	Sociology	140	11	82.00%
27	Sociology (ATKT)	7	0	100.00%
28	Economics	163	56	64.81%
29	Economics (ATKT)	12	5	58.33%
30	MSc Pre.	1144	935	17.47%


2017-18

50

PSSOU

**VERIFIED**


  
**REGISTRAR**  
Pt. Sunderlal Sharma (Open)  
University Chhattisgarh  
BILASPUR (C.G.)

  
**Dr. Beena Singh**  
Incharge NAAC Criteria-II  
PSSOU, CG Bilaspur

31	MSc Pre.(ATKT)	142	115	18.43%
32	M.A. Maths	3	2	0.00%
33	MSW	28	10	62.96%
34	LL.M	4	3	25.00%
MA Final				
35	Hindi	248	54	77.77%
36	Hindi (ATKT)	163	32	79.87%
37	English	846	334	54.37%
38	English (ATKT)	597	257	53.52%
39	Sanskrit	565	140	73.48%
40	Sanskrit (ATKT)	411	157	59.84%
41	Political	64	13	78.33%
42	Political (ATKT)	52	8	84.00%
43	History	41	08	76.47%
44	History (ATKT)	37	05	85.71%
45	Sociology	93	14	84.00%
46	Sociology (ATKT)	61	08	86.44%
47	Economics	93	22	73.17%
48	Economics (ATKT)	70	22	67.64%
49	MSc. Final	794	463	39.94%
50	MSc. Final (ATKT)	300	193	32.70%
51	MSW	142	23	83.33%
52	LL.M	12	3	72.72%
53	M.A. Maths fresh+ATKT	2	2	0.00%
54	B.Ed Ist Year Fresh + ATKT	500	28	94.04%
55	B.Ed IInd Year.Fresh	491	13	97.35%
56	B.Ed IInd Year Fresh + ATKT	32	1	96.87%
Diploma				
57	D.El.ed Ist Year	2409	154	93.60%
58	D.El.ed Ist Year ATKT	197	44	77.66%
59	D.El.ed IInd year Grading system Fresh	2394	248	89.64%
60	D.El.ed IInd year Non-Grading system	66	21	68.18%
61	CGLC	73	23	68.00%
62	PGDCA	764	366	51.84%
63	PGDCA (ATKT)	157	77	49.04%
64	DCA	542	250	53.53%
65	DCA (ATKT)	109	57	47.70%
66	B.Lib	855	239	71.91%
67	B.Lib (ATKT)	222	86	61.08%
68	PGDYS	1439	271	81.10%

**VERIFIED**

  
**REGISTRAR**  
Pt. Sunderlal Sharma (Open)  
University Chhattisgarh  
BILASPUR (C.G.)

  
**Dr. Beena Singh**  
Incharge NAAC Criteria-II  
PSSOU, CG Bilaspur